

PlantPerformance

Turn data into results



Every company, large or small, is driven by information. Information should be regarded as one of your most important assets.

Access to information and how it is transformed, used and shared impacts your bottom line. It is the starting point for every new project, every improvement and innovation.

PlantPerformance helps you turn production data into business value by utilizing data from processes, products, and operators, so you can produce more, at the right quality, using less resources.



Introduction

PlantPerformance is a powerful information and decision support solution for improving productivity and efficiency in the process and manufacturing industries.

With PlantPerformance, you can gather, aggregate, visualize, monitor, comment on, and analyze production data in real time. It gives you all the tools needed to achieve continuous improvement and improve your key performance indicators (KPIs) such as overall equipment effectiveness (OEE).

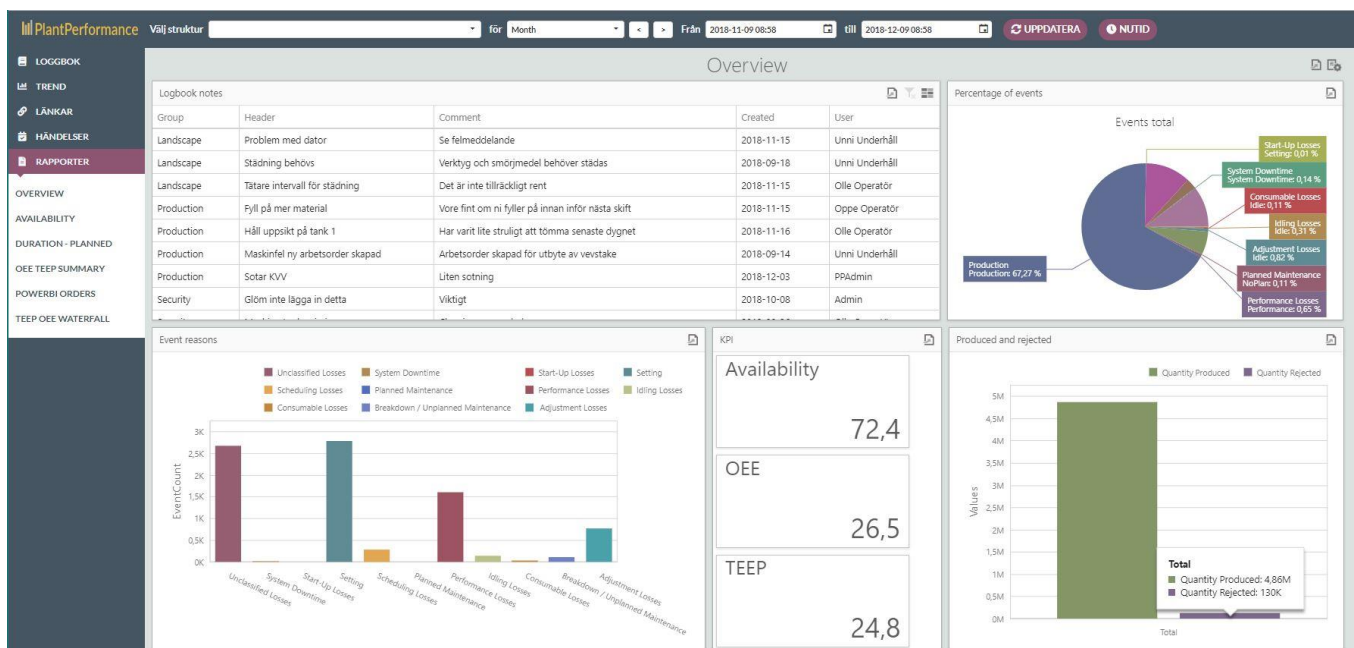
It is a modular and flexible solution that can be adapted to your needs – whether you are a small production unit or a global company.

Benefits for your organization

PlantPerformance gives you full control over your production. Production information is visualized in real time together with fast and simple data analysis in all situations. PlantPerformance gives you the power to change and improve production operations and to add value to your company's bottom line.

- **Increase efficiency** – Run equipment more efficiently, improve availability, lower costs, and shorten lead times.

- **Improve production flexibility** – Understand connections between different machines and production groups. Take advantage of the improvements and gains made in other areas of your operations.
- **Drive continuous improvement** – Give users the tools and control to drive continuous improvement by delivering the right information to the right user at the right time.
- **Increase motivation** – Present visualized information to everyone. Motivate your team by visualizing progress and improvements.
- **Compare and improve** – Compare production data across time periods (shifts) and across objects (machines) so that you can identify and implement best practices.
- **Reduce quality costs** – Improve quality levels while reducing rejection rates and reworking by combining production and quality information.
- **Reduce repair costs** – Reduce repair costs with the help of preventive maintenance.



Daily overview, e.g. for shift handover meeting, configured to support company objectives.



Decision support for everyone

PlantPerformance compiles data from all areas of your operations according to the needs of the individual user.

This makes PlantPerformance the perfect tool for daily monitoring and improvement initiatives. With PlantPerformance, everyone can contribute to operational improvement.

- Company executives
- Production managers
- Lean coordinators
- Group leaders
- Maintenance staff
- Operators

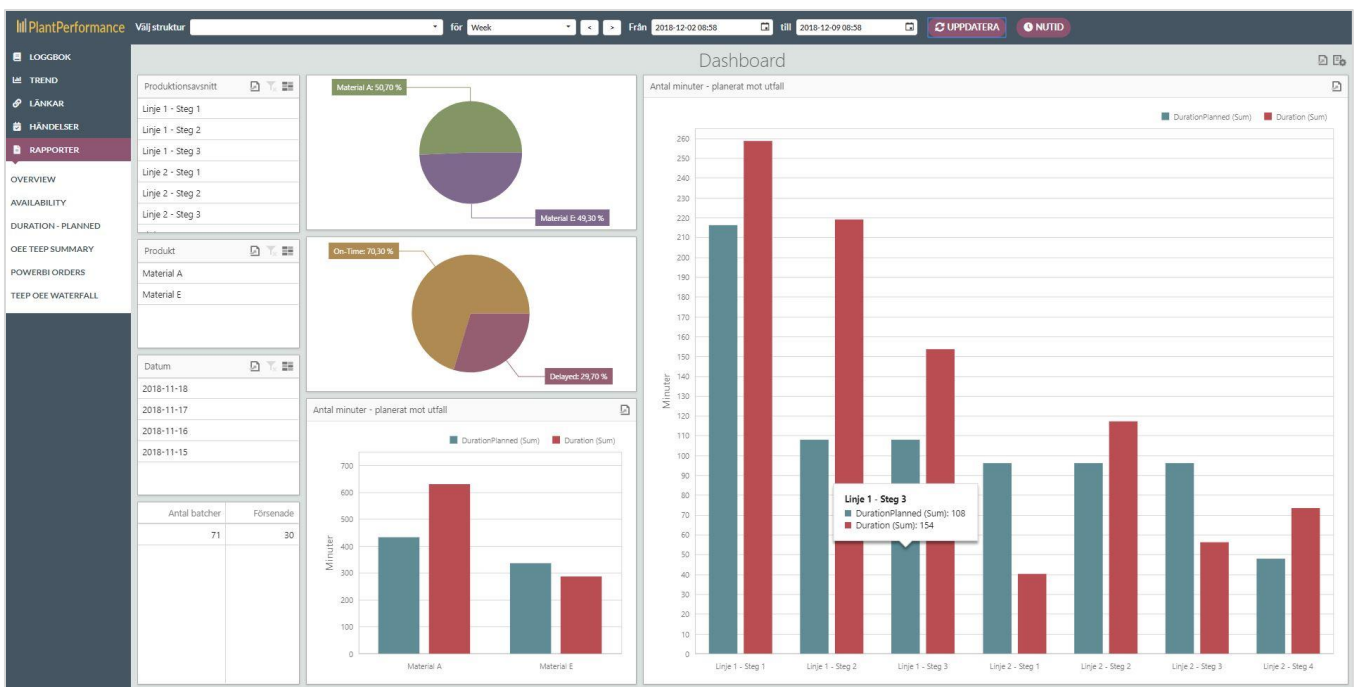
Why choose PlantPerformance?

There are many solutions available for generating and presenting production information. However, that is only the first step. PlantPerformance stands out by helping you to present data and information in the correct context, so you can make the right decision at the right time.

Using PlantPerformance you can work proactively with daily monitoring and improvement activities. It enables you to prioritize the things that will deliver the greatest value to your business.

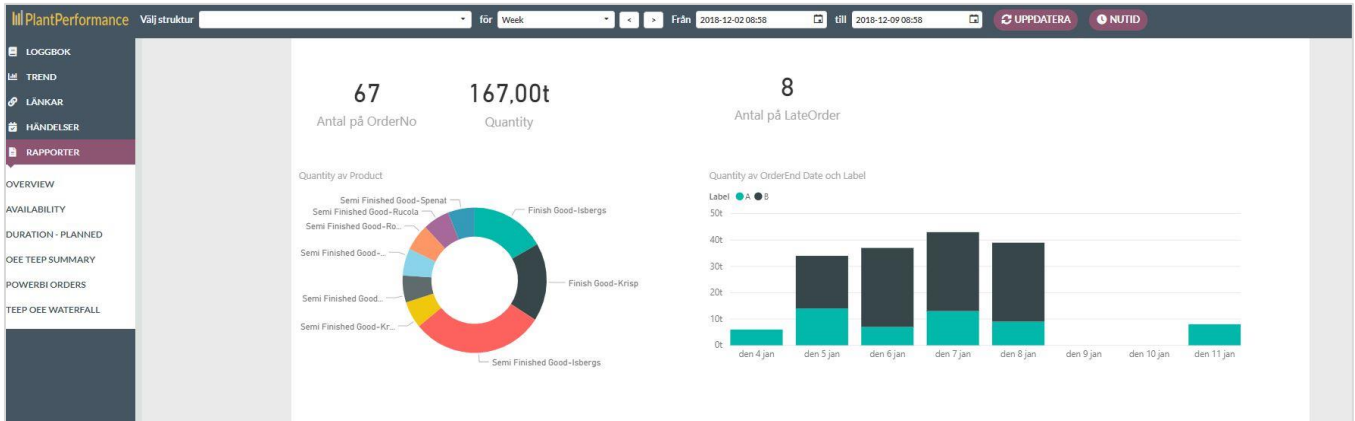
Additional reasons to choose PlantPerformance:

- PlantPerformance is highly developed and offers exceptional functionality. It has been developed in close collaboration with customers for over 20 years.
- PlantPerformance is used by many of Sweden's most renowned companies, incl. AstraZeneca, Sandvik, LKAB, SSAB, Jämtkraft, and Södra.
- PlantPerformance makes it possible for everyone to support continuous improvement by providing decision support to all user levels.
- PlantPerformance is web-based, uses modern technology, and can be accessed on a range of mobile devices. The program can also be used embedded in another application so all production data is gathered in one place.
- You gain access to PlantVision's technical expertise. Our specialized capabilities in systems integration ensure that PlantPerformance can be fully integrated with your existing operational processes and IT systems. Consultants with extensive industry experience, in-depth product knowledge and specialized capabilities in IT, systems technology, and quality assurance will help you make the right decisions and take advantage of all available synergies.



Reporting of times comparing planned production to actual production per process step on a production line. This view also displays the share of production that makes use of a specific material.





Example overview showing the amount produced, which products were produced, and the number of delayed orders. (The report was created in Microsoft Power BI.)

What do you need?

PlantPerformance encompasses a range of functions that enable you to focus on what is most important for your organization.

Availability

Know your production availability. Record all production stoppages – either automatically or manually – and add comments or explanations where needed. Use the information to improve production efficiency. Monitor your production availability in real time.

Plant performance

Measure your performance. Automatically record production deviations from set performance goals. Monitor productivity in real time or compare actual results with your goals for a specific period.

Quality monitoring

Keep on top of quality. Record rejected units or batches and monitor your quality yield in real time.

Electronic logbook

Make information more accessible. Replace operators' paper-based logs with an efficient electronic logbook. Set up permissions and user groups to enable recording, analyzing, and searching for production-related information.

Use the information for shift reports. Make print-outs or export the information to Microsoft Excel.

Mobility

Maintain control wherever you are. Monitor activities and record events even when you are away from your workstation. Display standard or custom dashboards in a web browser on your mobile device.

Production monitoring

Monitor production in real time. Visually follow production in real time by means of customized, continually-updated process graphics.

By integrating production planning information from, for example, Siemens Preactor or your own business systems, operators and planners can visually compare actual versus planned outcomes.

Reporting and analysis

Visualize information to suit your organization and your role. From daily monitoring and morning meetings to more comprehensive improvement projects requiring thorough analysis, PlantPerformance provides the support you need. Analyses can be presented, for example, in Microsoft Power BI.

Contact

To learn more about PlantPerformance and how it can add value to your business, please contact:

Josefin Nilsson

Product Manager, PlantVision AB
Tel. +46 (0)31 380 21 17
Email josefin.nilsson@plantvision.se

www.plantperformance.se

